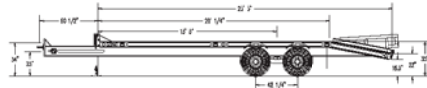


## CZ24KT 24,000 lbs payload capacity



Available with patented Reverse Spring Assist™ and Ramp Clamp™ ramp system.

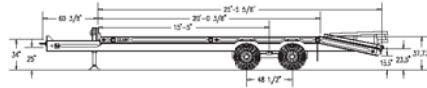


**Length & Width** 30' overall w/ 20' flat & 5' dovetail x 8' wide  
**Running Gear** Two 12,000 lb axles w/ oil seal hubs  
**Brakes** 12 1/4" x 5" electric (air & vac. over hyd. available)  
**Landing Gear** 12,000 lb drop leg jack  
**Tires / Wheels** LT235 / 85R 16 LR E on 16" x 6" 8-hole disc wheels  
**Coupling Sys.** 3" pintle eye - 5 positions from 25" to 34"  
**Break-A-Way Sys.** 12 volt gel cell w/ built in charging system  
**Ramps** 5' all steel trussed; support dovetail  
**Dovetail** 5' all steel, self cleaning  
**Deck** 2" x 6" nominal, pressure treated oak  
**Lights** Rubber mtd. Sealed beam tail and clearance lights (waterproof wire harness installed in conduit)  
**G.V.W.R.** 30,500 lbs.  
**Empty Weight** Approximately 6,500 lbs.

## CZ30KT 30,000 lbs payload capacity



Shown with optional 2 extra D-rings per side. Available with patented Reverse Spring Assist™ and Ramp Clamp™ ramp system.

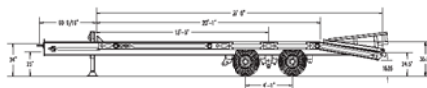


**Length & Width** 30' overall w/ 20' flat & 5' dovetail x 8' wide  
**Running Gear** Two 15,000 lb axles w/ oil seal hubs  
**Brakes** 12 1/4" x 5" electric (air & vac. over hyd. available)  
**Landing Gear** 25,000 lb two-speed jack  
**Tires / Wheels** 215/75R 17.5 LR H on 17.5" 10-hole dual disc  
**Coupling Sys.** 3" pintle eye - 5 positions from 25" to 34"  
**Break-A-Way Sys.** 12 volt gel cell w/ built in charging system  
**Ramps** 5' all steel trussed; support dovetail  
**Dovetail** 5' all steel, self cleaning  
**Deck** 2" x 6" nominal, pressure treated oak  
**Lights** Rubber mtd. Sealed beam tail and clearance lights (waterproof wire harness installed in conduit)  
**G.V.W.R.** 38,500 lbs.  
**Empty Weight** Approximately 8,500 lbs.

## CZ40KT 40,000 lbs payload capacity



One way Spring Assist ramps are standard. Patented Reverse Spring Assist™ and Ramp Clamp™ ramp system is optional.



**Length & Width** 30' overall w/ 20' flat & 5' dovetail x 8 1/2' wide  
**Running Gear** Two HD 22,500 lb axles w/ oil seal hubs  
**Brakes** 12 1/4" x 7 1/2" air, spring brakes one axle  
**Landing Gear** 25,000 lb two-speed jack  
**Tires / Wheels** 215/75R 17.5 LR H on 17.5" dual dmnt. rims  
**Coupling Sys.** 3" pintle eye - 5 positions from 25" to 34"  
**Suspension** Hutch 9700  
**Ramps** 5' all steel trussed; support dovetail w/ spring assist  
**Dovetail** 5' all steel, self cleaning  
**Deck** 2" x 6" nominal, pressure treated oak  
**Lights** Rubber mtd. Sealed beam tail and clearance lights (waterproof wire harness installed in conduit)  
**G.V.W.R.** 49,100 lbs.  
**Empty Weight** Approximately 9,100 lbs.

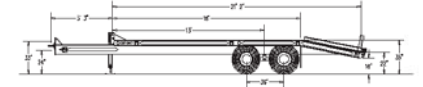
Various options are available, including widths and tire sizes. Call for details about our limited 2 year warranty.

Authorized Dealer

## CZ12KT 12,000 lbs payload capacity



Available with the Spring Assist and Patented Ramp Clamp™ ramp system.

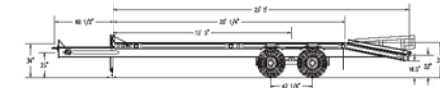


**Length & Width** 26' overall w/ 16' flat & 5' dovetail x 8' wide  
**Running Gear** Two 6,000 lb axles w/ oil seal hubs  
**Brakes** 12 x 2 electric (air & vac. over hyd. available)  
**Landing Gear** 12,000 lb drop leg jack  
**Tires / Wheels** LT235 / 85R 16 LR E on 16" x 6" 8-hole disc wheels  
**Coupling Sys.** 2 1/2" pintle eye - 5 positions from 24" to 33"  
**Break-A-Way Sys.** 12 volt gel cell w/ built in charging system  
**Ramps/Dovetail** 5' all steel, self cleaning  
**Deck** 2" x 6" nominal, pressure treated oak  
**Lights** Rubber mtd. Sealed beam tail and clearance lights (waterproof wire harness installed in conduit)  
**G.V.W.R.** 16,000 lbs.  
**Empty Weight** Approximately 4,000 lbs.

## CZ18KT 18,000 lbs payload capacity



Available with the patented Reverse Spring Assist™ and Ramp Clamp™ ramp system.

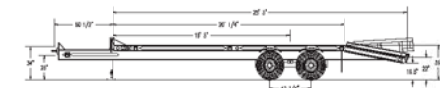


**Length & Width** 30' overall w/ 20' flat & 5' dovetail x 8' wide  
**Running Gear** Two 9,000 lb axles w/ oil seal hubs  
**Brakes** 12 1/4" x 3 3/8" electric (air & vac. over hyd. available)  
**Landing Gear** 12,000 lb drop leg jack  
**Tires / Wheels** LT235 / 85R 16 LR E on 16" x 6" 8-hole disc  
**Coupling Sys.** 2 1/2" pintle eye - 5 positions from 25" to 34"  
**Break-A-Way Sys.** 12 volt gel cell w/ built in charging system  
**Ramps** 5' all steel trussed; support dovetail  
**Dovetail** 5' all steel, self cleaning  
**Deck** 2" x 6" nominal, pressure treated oak  
**Lights** Rubber mtd. Sealed beam tail and clearance lights (waterproof wire harness installed in conduit)  
**G.V.W.R.** 23,700 lbs.  
**Empty Weight** Approximately 5,700 lbs.

## CZ20KT 20,000 lbs payload capacity



Available with the patented Reverse Spring Assist™ and Ramp Clamp™ ramp system.



**Length & Width** 30' overall w/ 20' flat & 5' dovetail x 8' wide  
**Running Gear** Two Heavy Duty 10,000 lb axles w/ oil seal hubs  
**Brakes** 12 1/4" x 4" electric (air & vac. over hyd. available)  
**Landing Gear** 12,000 lb drop leg jack  
**Tires / Wheels** LT235 / 85R 16 LR E on 16" x 6" 8-hole disc wheels  
**Coupling Sys.** 2 1/2" pintle eye - 5 positions from 25" to 34"  
**Break-A-Way Sys.** 12 volt gel cell w/ built in charging system  
**Ramps** 5' all steel trussed; support dovetail  
**Dovetail** 5' all steel, self cleaning  
**Deck** 2" x 6" nominal, pressure treated oak  
**Lights** Rubber mtd. Sealed beam tail and clearance lights (waterproof wire harness installed in conduit)  
**G.V.W.R.** 26,000 lbs.  
**Empty Weight** Approximately 6,300 lbs.

Various options are available, including widths and tire sizes. Call for details about our limited 2 year warranty.

Manufactured by:  
**HOLDEN INDUSTRIES, INC.**  
 ROUTE 1, BOX 151  
 SOUTHWEST CITY, MO 64863  
 (417) 762-3218 Fax (417) 762-3464